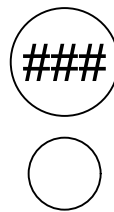


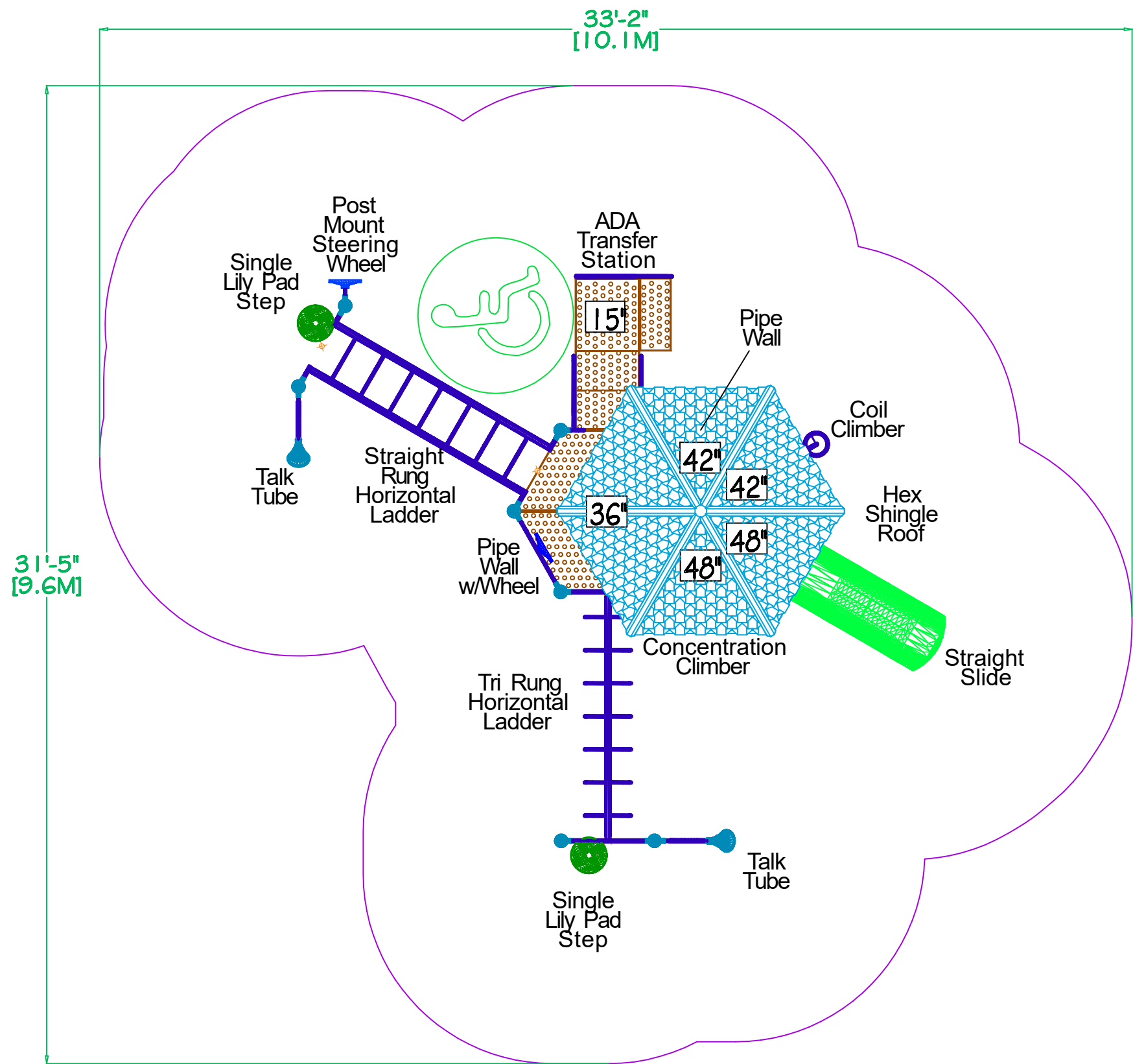
FOOTING
SCALE-
1/4"=1'
(WHEN
PRINTED
ON
11X17
PAPER)



 **Furniture Leisure**
Commercial Site Furnishings

FurnitureLeisure.com PoolFurnitureSupply.com
PicnicFurniture.com PicnicTableSupplier.com
ParkTables.com UBrace.com

1-800-213-2401 | sales@furniturelsiesure.com



REFERENCE NUMBER
CW-0056
3.5" STEEL STRUCTURE DESIGN
EQUIPMENT SIZE
21' X 20'
AGE GROUP
5-12
USE ZONE
33' X 32'
SURFACE AREA
734 SQ. FT.

USER CAPACITY
30
4' TIMBER COUNT
32

FALL HEIGHT
7'

ADA ACCESSIBILITY

ELEVATED
PLAY ACTIVITIES
5

	GROUND LEVEL ACCESSIBLE PLAY ACTIVITIES	GROUND LEVEL ACCESSIBLE ACTIVITY TYPES
REQUIRED	2	2
PROVIDED	5	4

THIS STRUCTURE MEETS OR EXCEEDS CPSC #325
AND ASTM F1487-21 UNLESS OTHERWISE NOTED.

DATE
4/8/2023
SCALE
1/4" = 1'-0"
DRAWN/SAVED BY
VM
/ VANCE.MARTIN
SHEET
1 OF 3

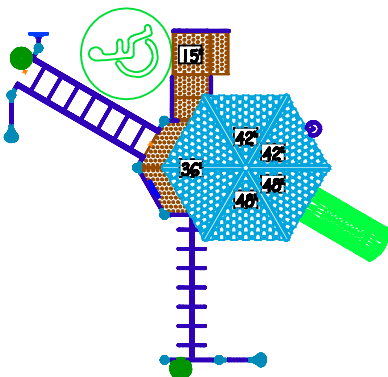
PAGE
PLAN_VIEW

WE RECOMMEND THIS PLAN BE PRINTED ON 11" x 17" PAPER

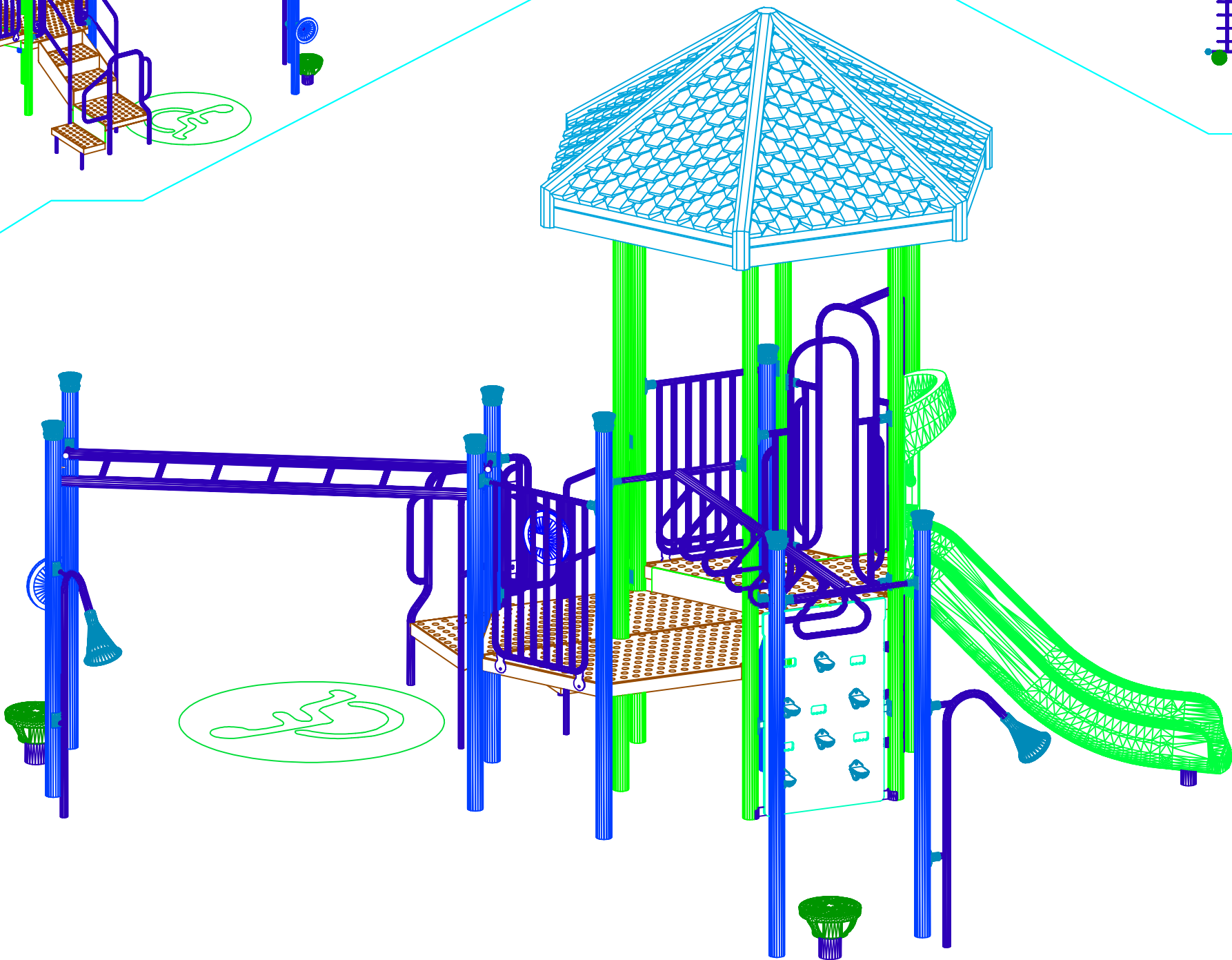
REAR VIEW
SCALE: CUSTOM



TOP VIEW
SCALE: CUSTOM



FRONT VIEW
SCALE: CUSTOM



PLAYGROUND SUPERVISION IS REQUIRED.

THIS DESIGN IS THE PROPERTY OF
SUPERIOR RECREATIONAL PRODUCTS AND MAY NOT BE
REPRODUCED OR USED IN ANY MANNER WITHOUT
THE EXPRESSED WRITTEN CONSENT OF
SUPERIOR RECREATIONAL PRODUCTS.