



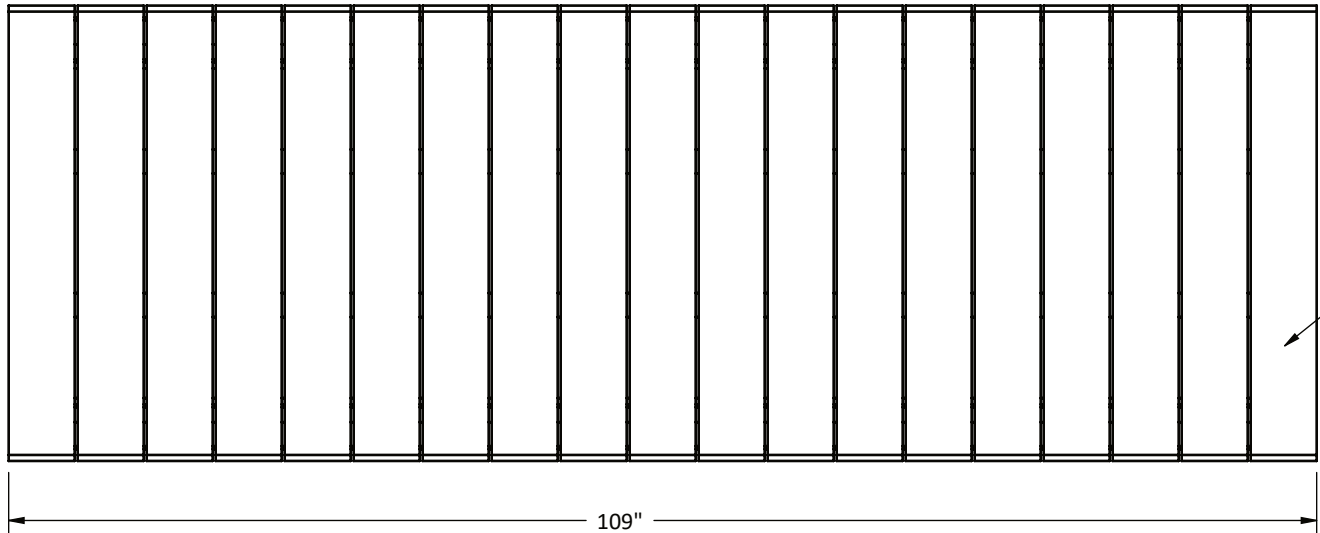
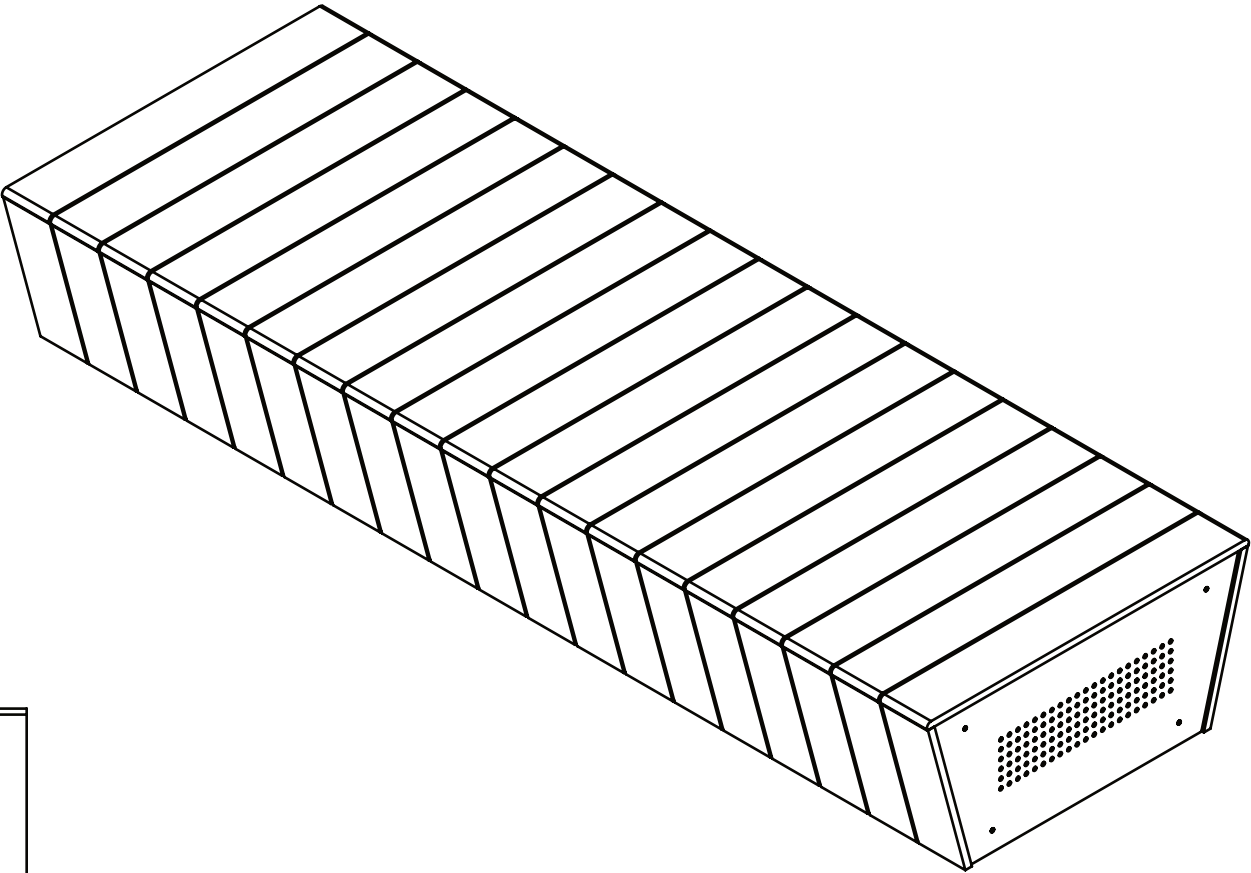
Size:	109" x 38" x 17 1/2" tall
Weight:	490 lbs.
Material:	Powder Coated Steel Powder Coated Aluminum Wood
Parts:	Steel Frame Wood Slates Aluminum Panels

Metal Finish Options

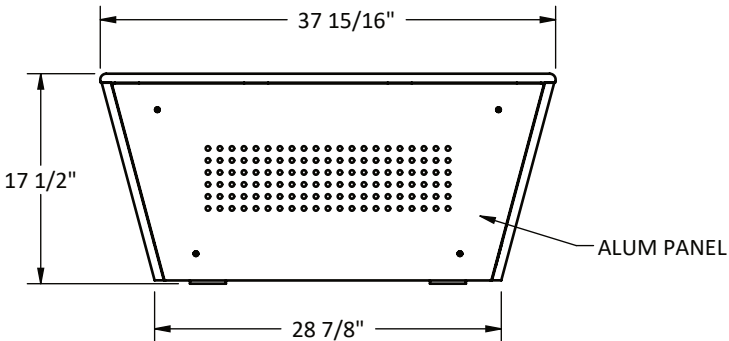
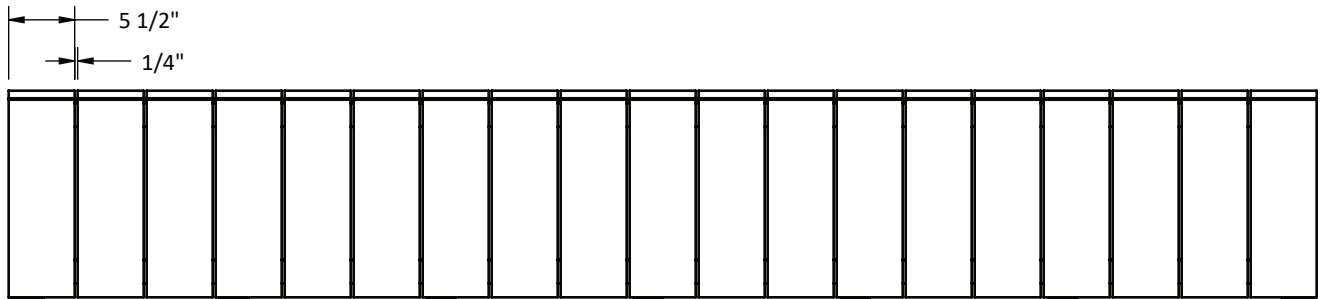
- Standard Powder Coat Finishes

Wood Finish Options

- Standard Wood Finishes



WOOD DECK BOARD



ALUM PANEL

REVISIONS

	NAME	DATE	NOTES
1			
2			
3			
4			
5			
6			
7			
8			

CONFIDENTIAL INFORMATION
THESE DRAWINGS, SPECIFICATIONS AND
OTHER INFORMATION AND DOCUMENTS
ACCOMPANYING THEM ARE THE
CONFIDENTIAL AND PROPRIETARY
PROPERTY OF WAUSAU TILE, INC. THE
DRAWINGS THEMSELVES SHALL BELONG
TO THE OWNER FOR USE ONLY ON THE
PROJECT. ANY ADDITIONAL USE SHALL
REQUIRE THE PRIOR WRITTEN APPROVAL
OF WAUSAU TILE, INC. THE PROPRIETARY
INFORMATION CONTAINED WITHIN THE
DRAWINGS AND THE DOCUMENTS IS AND
SHALL REMAIN THE SOLE PROPERTY OF
WAUSAU TILE, INC.

TORVIN BENCH

UNLESS OTHERWISE SPECIFIED
DIMENSIONS ARE IN INCHES
TOLERANCE:
FRACTIONS ± 1/8" ANGLE ±0.5°
DIM: 2-PL ±0.01 3-PL ±.005

DRAWN BY: DLS 01-04-2016

DATE: 2/16/2017

MATERIAL:

CO NUMBER:

WEIGHT:

NUMBER: DF5530