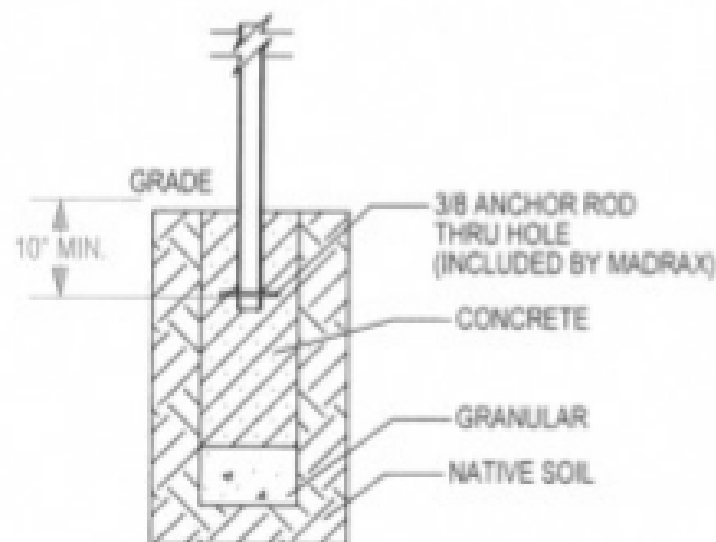



ELEVATION VIEW

2-3/8"OD STEEL TUBING



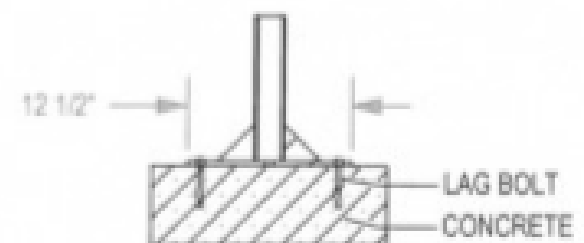
☐ IN GROUND MOUNT (IG)

1 LOOP - 3 BIKE CAPACITY

CHECK DESIRED MOUNT ☐



☐ SURFACE FLANGE MOUNT (SF)



☐ SURFACE GUSSET MOUNT (SG)

SECTION VIEWS

DESCRIPTION: HEAVY DUTY WINDUP BIKE RACK
3 BIKE, SURFACE OR IN GROUND MOUNT

DATE: 8-21-12
ENG: SMC

CONFIDENTIAL DRAWING AND INFORMATION IS NOT TO BE COPIED OR DISCLOSED TO OTHERS WITHOUT THE CONSENT OF GRABER MANUFACTURING, INC. SPECIFICATIONS ARE SUBJECT TO CHANGE WITHOUT NOTICE.

©2012 GRABER MANUFACTURING, INC. ALL PROPRIETARY RIGHTS RESERVED.

NOTES:

1. INSTALL BIKE RACKS ACCORDING TO MANUFACTURER'S SPECIFICATIONS.
2. CONSULTANT TO SELECT COLOR(FINISH). SEE MANUFACTURER'S SPECIFICATIONS.
3. SEE SITE PLAN FOR LOCATION OR CONSULT OWNER.